


Measurement of Dijet Production in Diffractive Deep-Inelastic ep Scattering at HERA

DIS 2015

XXIII International Workshop on
Deep-Inelastic Scattering and
Related Subjects

Dallas, Texas
April 27 – May 1, 2015

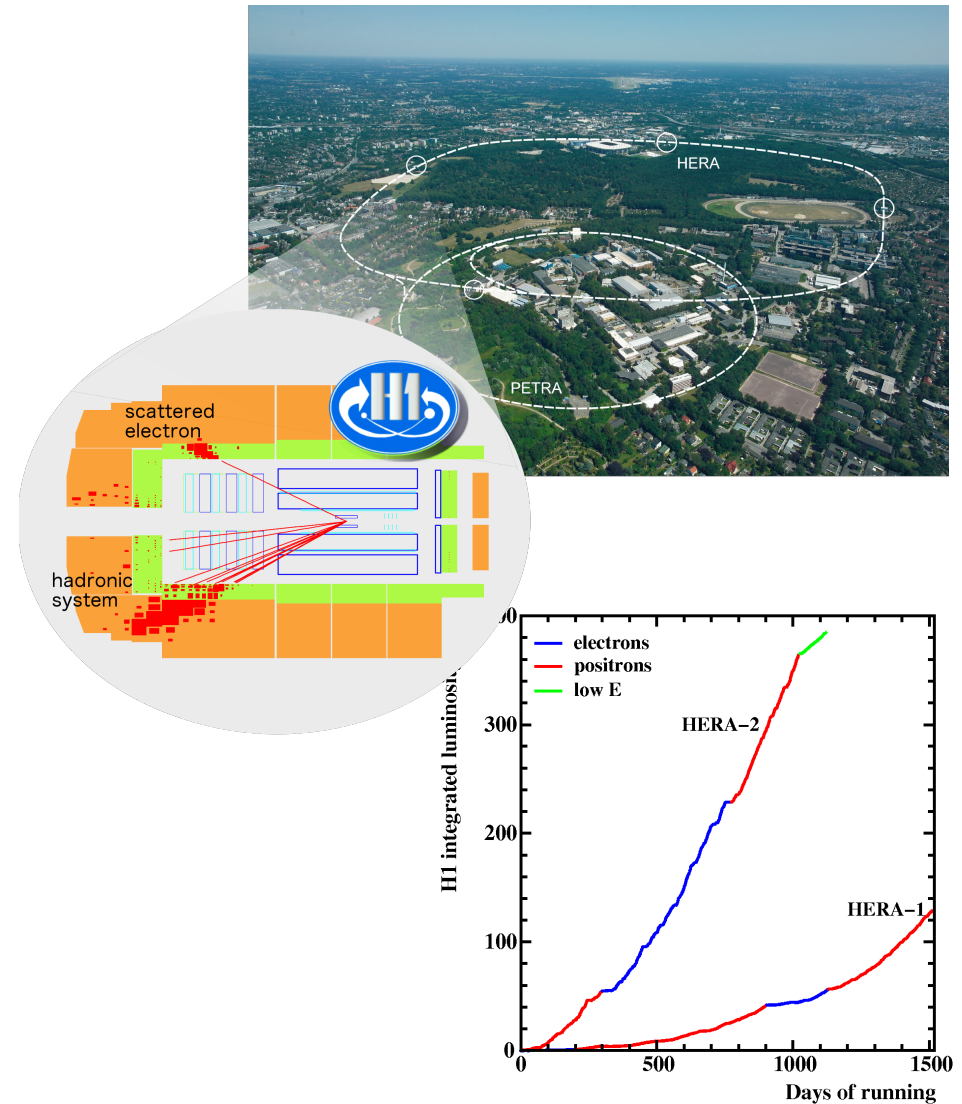


Results presented in this talk:
JHEP 1503 (2015) 092
[arXiv:1412.0928]

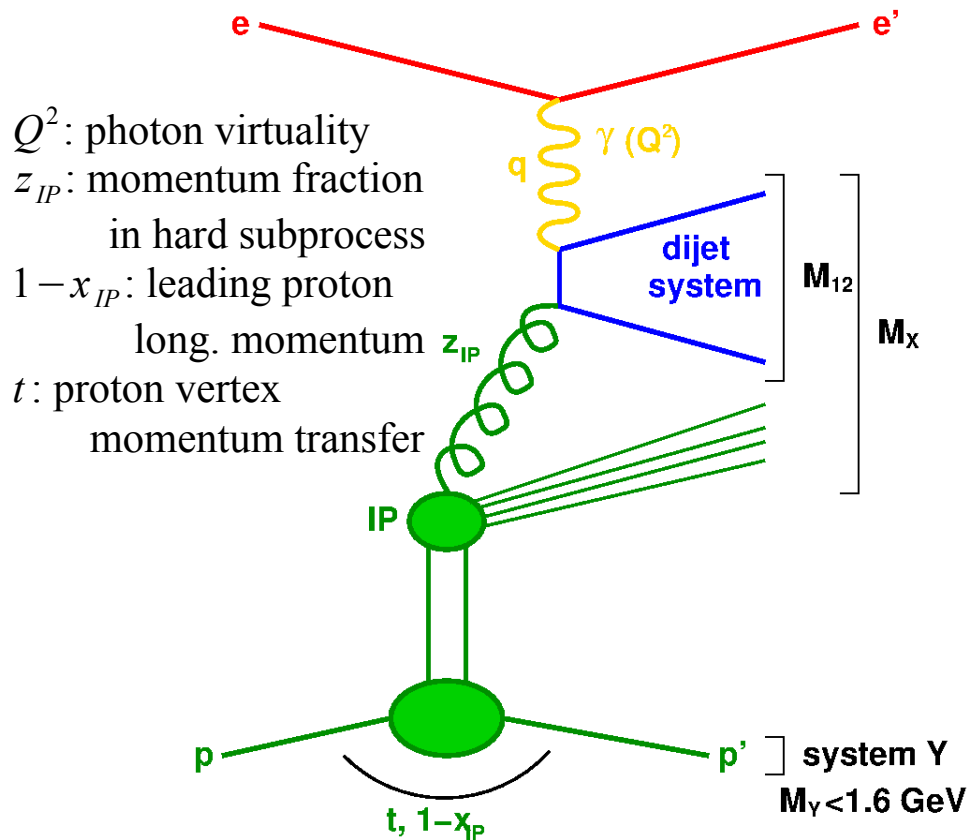
Stefan Schmitt, DESY
for the H1 Collaboration

The H1 experiment at HERA

- World's only ep collider
1994-2007
- 920 x 27.6 GeV ($\sqrt{s}=320$ GeV)
- Two collider experiments, H1 and ZEUS
- Integrated Luminosity:
 $\sim 100 \text{ pb}^{-1}$ (HERA-I)
 $\sim 400 \text{ pb}^{-1}$ (HERA-II)
- This analysis: using HERA-II data



Diffractive dijet production in DIS



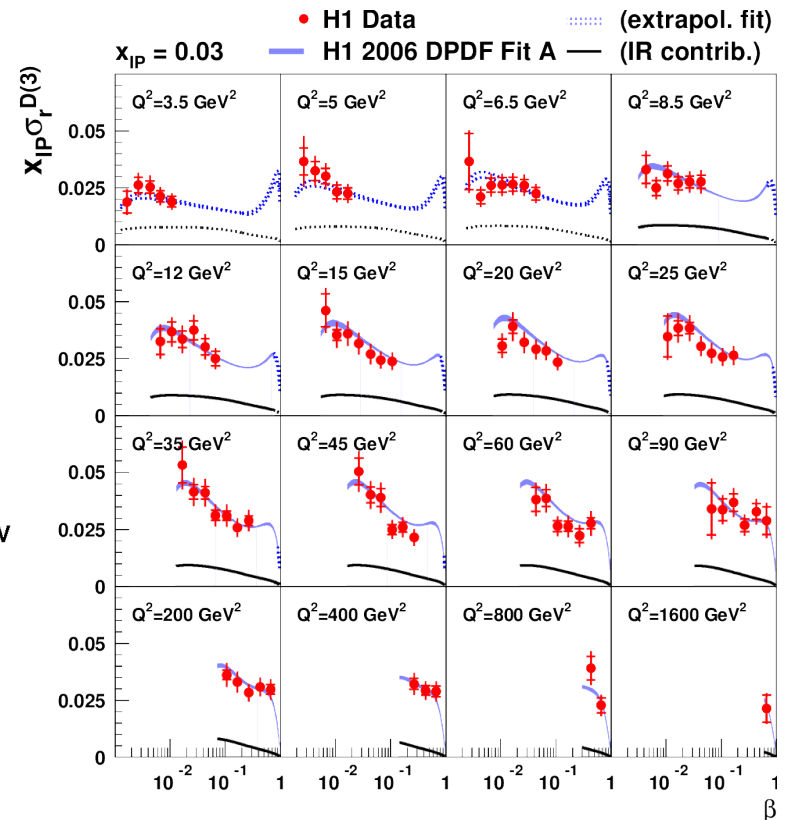
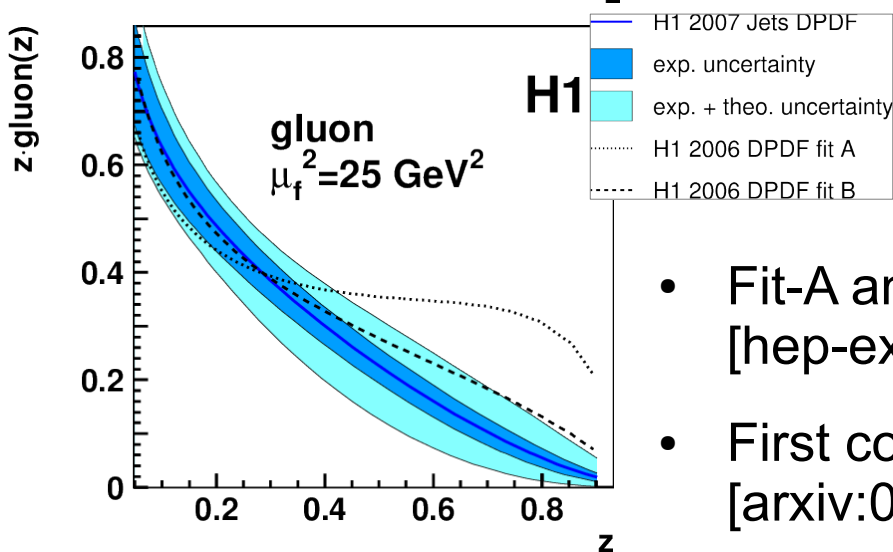
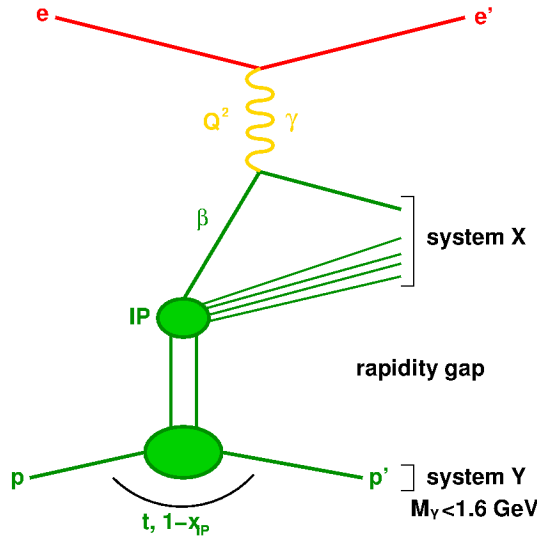
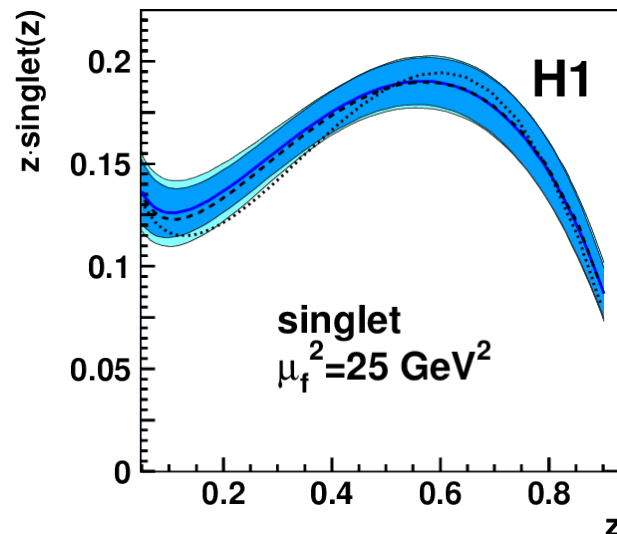
- QCD factorisation in diffractive DIS (Collins): proton structure can be described by DPDFs
- Proton vertex factorisation: assume that DPDF factorizes into flux and pomeron PDF

$$f_i(z_{IP}, \mu_F^2, X_{IP}, t)$$

$$f_i(z_{IP}, \mu_F^2, X_{IP}, t) = f_{p/IP}(X_{IP}, t) \times f_i(z_{IP}, \mu_F^2)$$

DPDFs are taken from H12006 Fit-B to incl. DDIS data

H12006 DPDF Fit-A and Fit-B



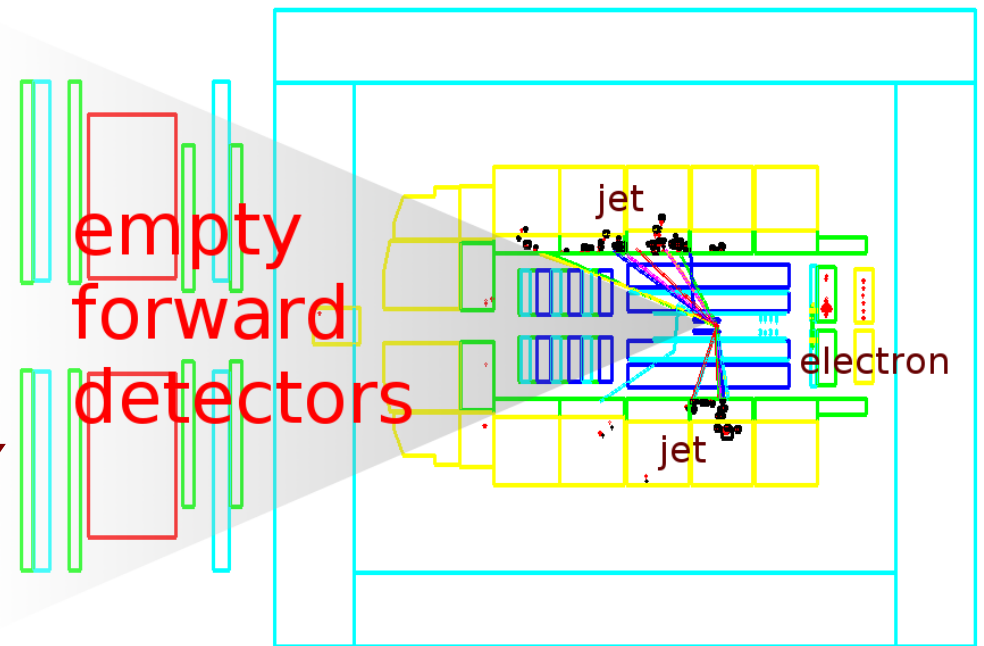
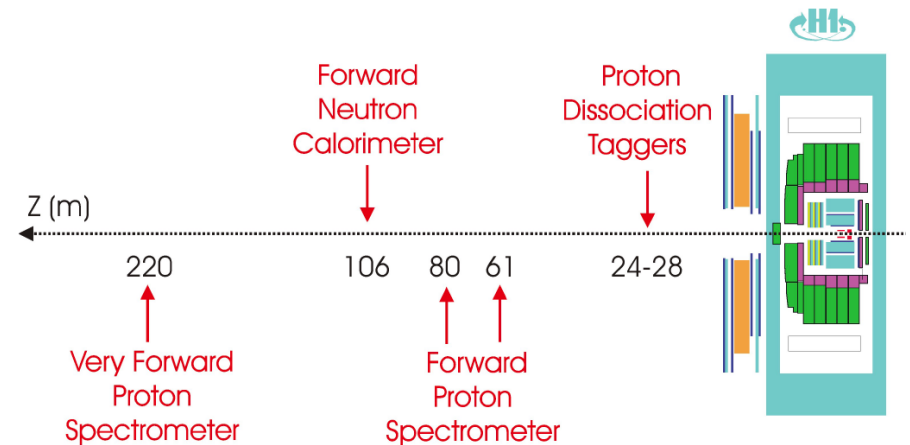
- Fit-A and Fit-B: Eur. Phys. J. C48 (2006) 715-748 [hep-ex/0606004]
- First comparison to jet data: JHEP 0710:042,2007. [arxiv:0708.3217]

NLO predictions

- NLOJET++ with five active flavours
- Adopted to diffractive DIS using x_{IP} slicing method
- 2-loop RGE
- $\alpha_s(M_Z)=0.118$
- **scale** $\mu_R^2 = \mu_F^2 = \langle P_T^{*\text{jet}} \rangle^2 + Q^2$
- H12006 Fit-B DPDFs are used
- DPDF uncertainties are propagated to predicted cross sections
- Scale is varied by factor of 2 up and down

Detecting diffractive events

- Two methods used at HERA:
 - Proton taggers (next talk)
 - no proton dissociation
 - Direct reconstruction of Y
 - Low acceptance and/or low statistics
 - Large rapidity gap event selection (this analysis)
 - Include dissociation
 - Poor reconstruction of Y
 - High statistics



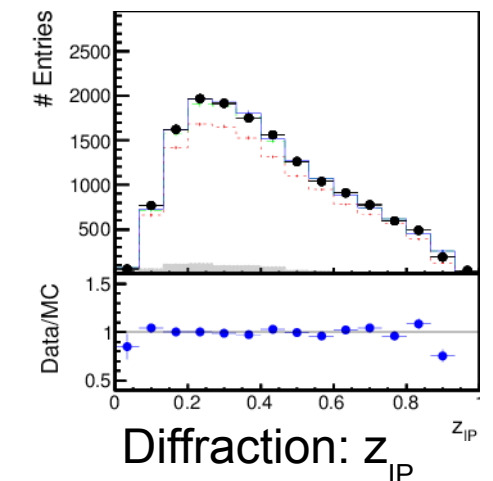
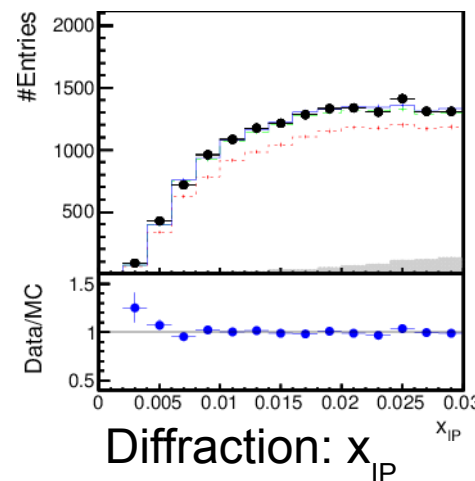
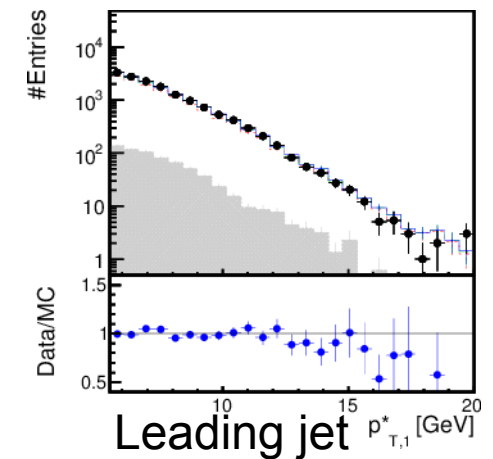
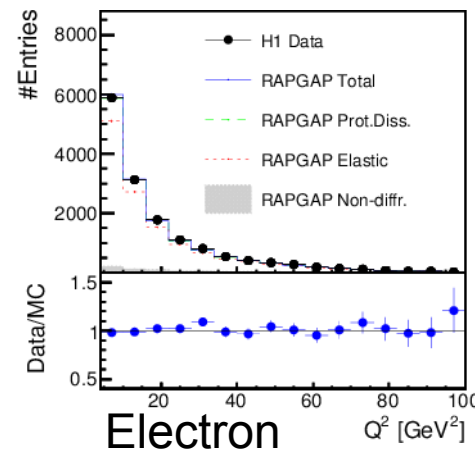
Diffractive dijet selection

	Extended Analysis Phase Space	Measurement Cross Section Phase Space
DIS	$3 < Q^2 < 100 \text{ GeV}^2$ $y < 0.7$	$4 < Q^2 < 100 \text{ GeV}^2$ $0.1 < y < 0.7$
Diffraction	$x_P < 0.04$ LRG requirements	$x_P < 0.03$ $ t < 1 \text{ GeV}^2$ $M_Y < 1.6 \text{ GeV}$
Dijets	$p_{T,1}^* > 3.0 \text{ GeV}$ $p_{T,2}^* > 3.0 \text{ GeV}$ $-2 < \eta_{1,2}^{\text{lab}} < 2$	$p_{T,1}^* > 5.5 \text{ GeV}$ $p_{T,2}^* > 4.0 \text{ GeV}$ $-1 < \eta_{1,2}^{\text{lab}} < 2$

- Most requirements are related to detector capabilities
- Asymmetric P_T jet cuts ensure reliable NLO calculation
- Extended analysis phase space to control migration effects

Control distributions

- Simulation: RAPGAP+DPDF fit B, reweighted to describe data
- Reconstructed quantities are well described by reweighted LO MC \rightarrow can be used for unfolding detector effects
- Regularized unfolding (TUnfold) to correct for migrations



Experimental uncertainties

Electron angle	1%
Electron energy	1%
Hadronic energy	4%
Model uncertainty	5%
Normalisation	8%
Total	10%

- Normalisation uncertainty is dominating

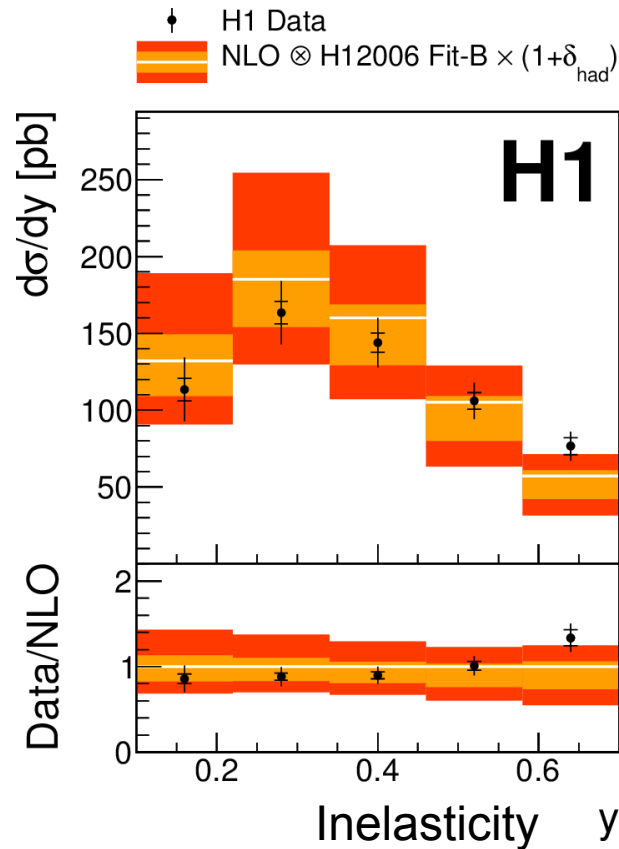
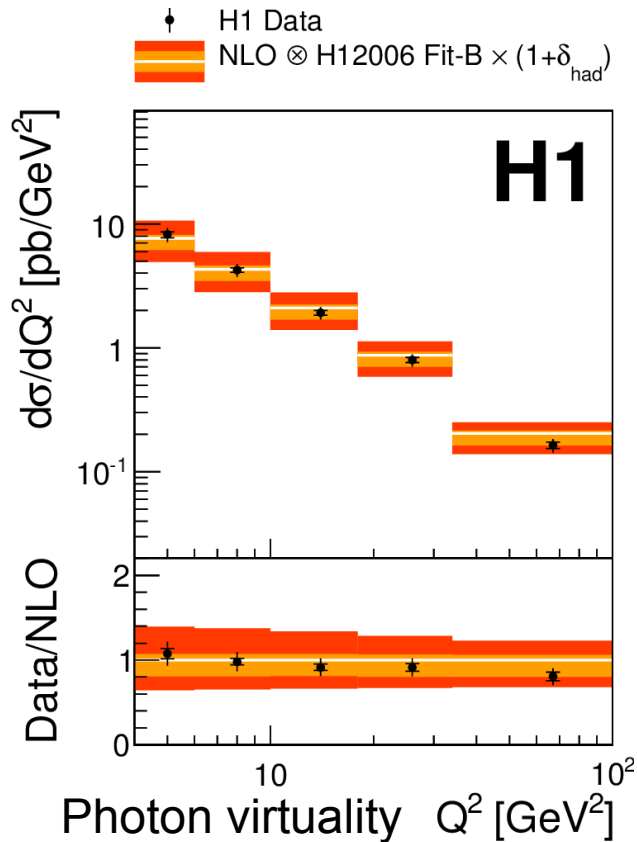
Integrated cross section

$$\sigma_{meas}^{dijet}(ep \rightarrow eXY) = 73 \pm 2(stat) \pm 7(syst)$$

Predicted at NLO:

$$\sigma_{theo}^{dijet}(ep \rightarrow eXY) = 77^{+25}_{-20}(scale)^{+4}_{-14}(DPDF) \pm 3(had)$$

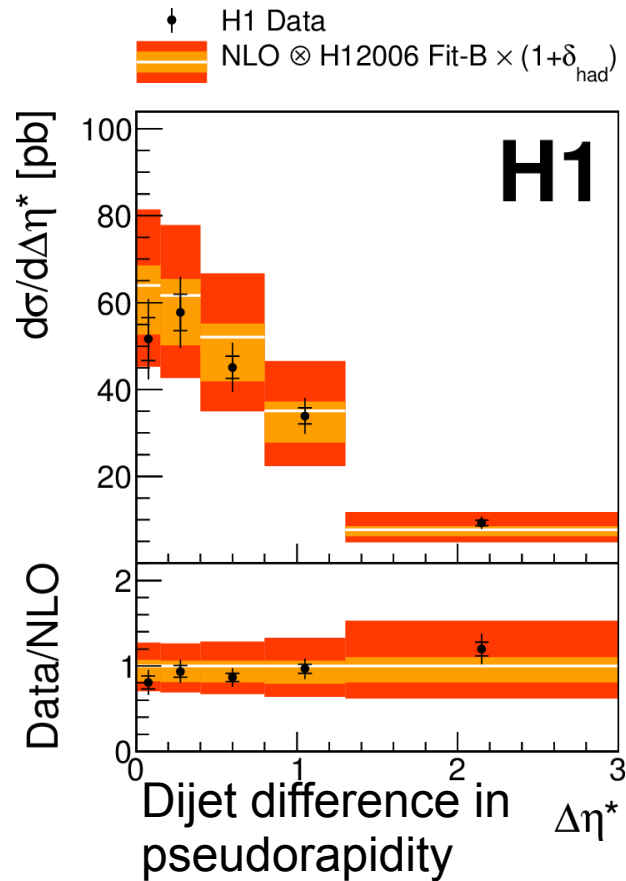
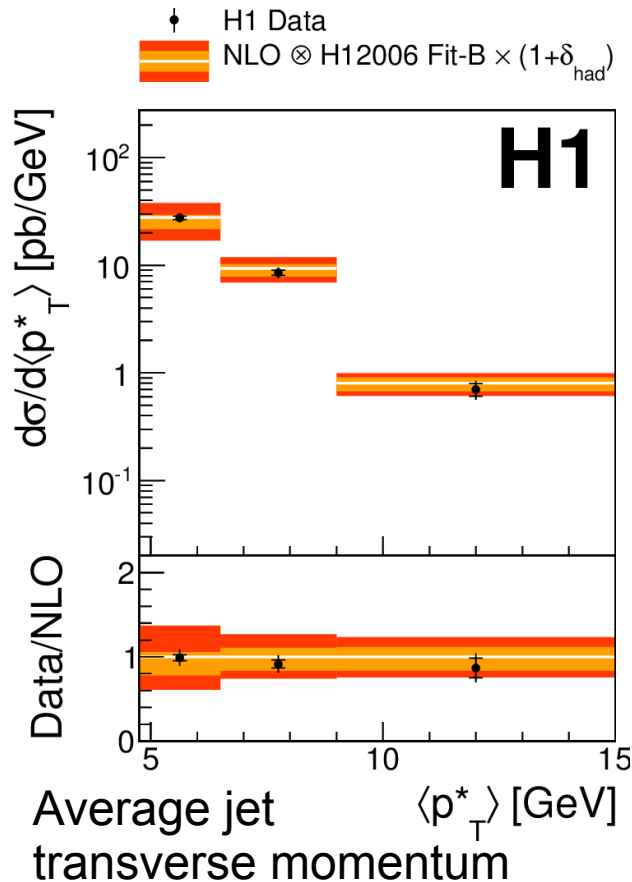
Cross sections: DIS variables



- Prediction:
NLOJET++
 \otimes H12006 Fit-B
- Orange band:
DPDF
uncertainty
- Red band: total
uncertainty

- Variables at electron vertex are well described
- Data are more precise than NLO prediction

Cross sections: jet variables

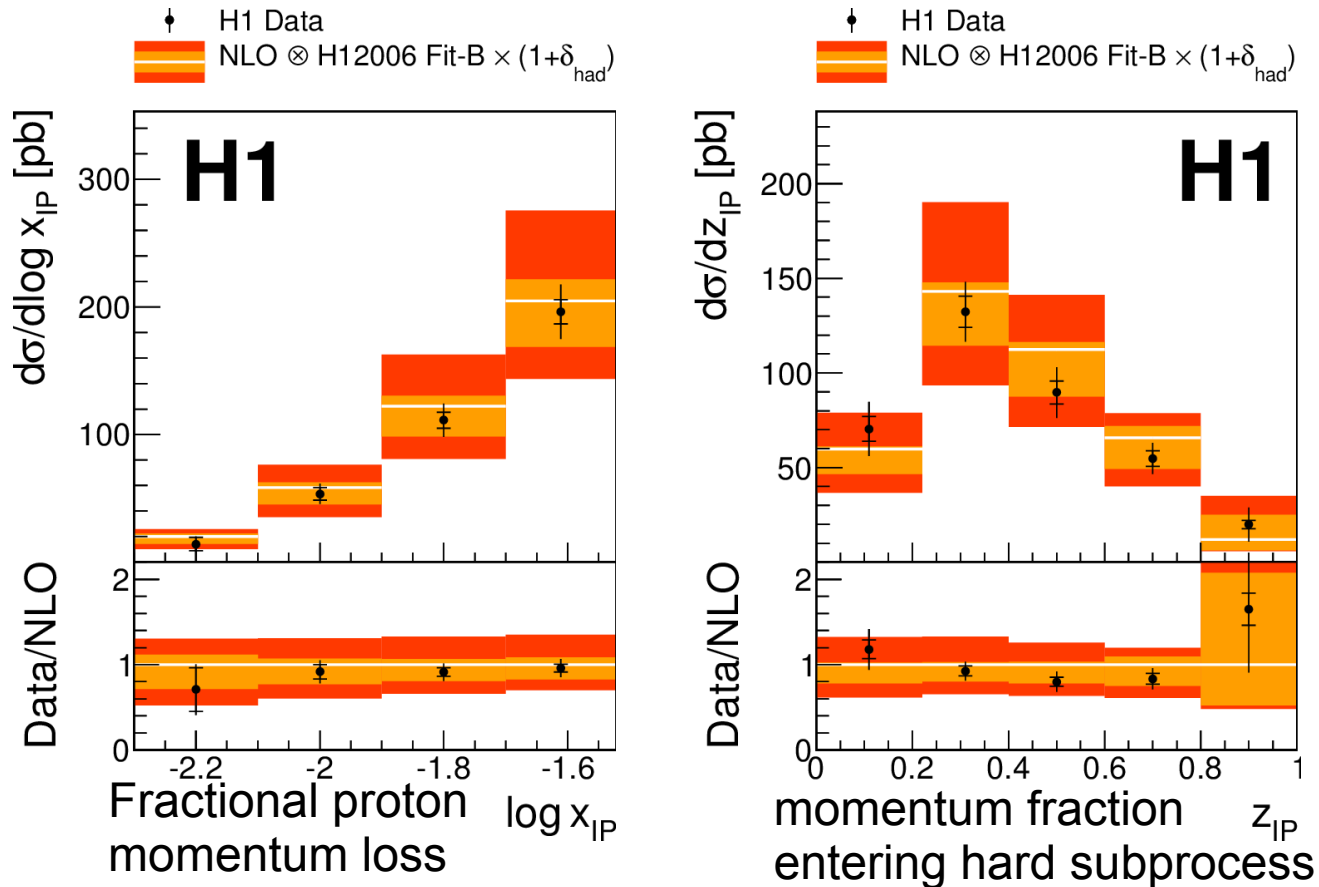


- Prediction:
NLOJET++
 \otimes H12006 Fit-B
- Orange band:
DPDF
uncertainty
- Red band: total
uncertainty

- Jet variables are well described: NLO QCD is applicable

Leading and subleading jet transverse momentum: see backup

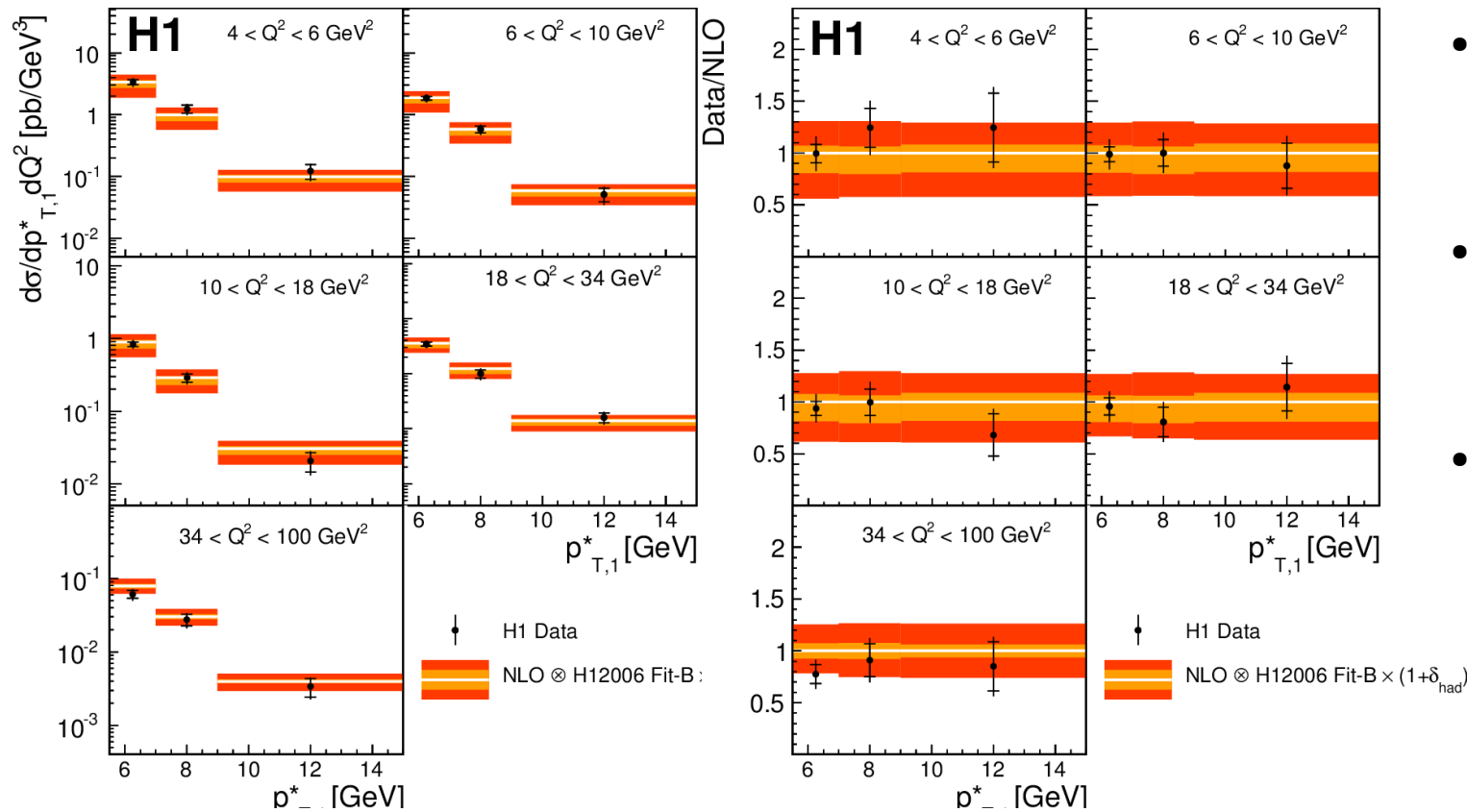
Cross sections: diffractive exchange



- Prediction: NLOJET++ ⊗ H12006 Fit-B
- Orange band: DPDF uncertainty
- Red band: total uncertainty

- Diffractive variables well described, large NLO uncertainties
- Data have the potential to further constrain DPDFs

Double-differential cross sections

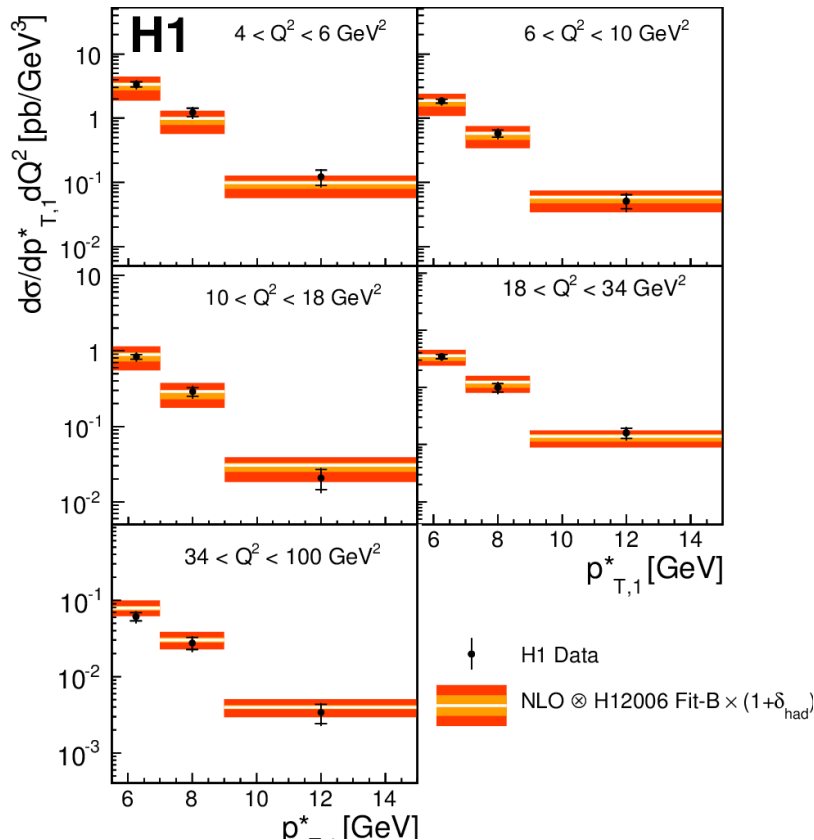


- Prediction: NLOJET++
 \otimes H12006 Fit-B
- Orange band: DPDF uncertainty
- Red band: total uncertainty

- Dependencies on two hard scales Q^2 and P_T measured
- NLO seems to work \rightarrow try to extract α_s

Double-diff cross section in Q^2 and z_{IP} in backup

Determination of α_s



- NLO prediction for fit obtained using fastNLO

- Fit result $\chi^2/n_{d.o.f} = 16.7/14$

$$\alpha_s = 0.119 \pm 0.004 (\text{exp})$$

$$\pm 0.002 (\text{had}) \pm 0.005 (\text{DPDF})$$

$$\pm 0.010 (\mu_r) \pm 0.004 (\mu_f)$$

- Framework applied here (DPDF+NLO) gives consistent results

- First extraction of α_s in diffractive jet production

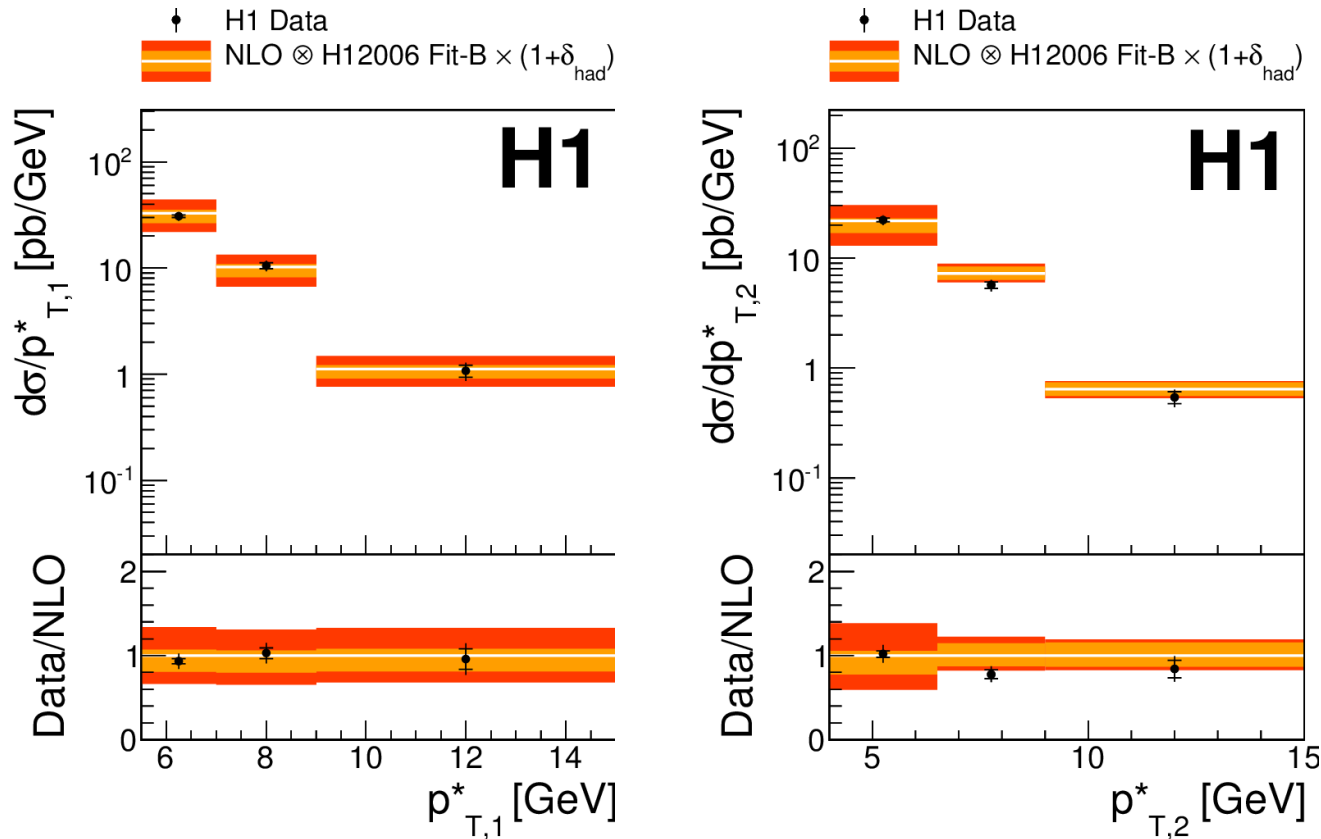
- Fit to double-differential cross sections
- Fixed DPDF H12006 Fit-B

Summary

- Measurement of diffractive dijet production in deep-inelastic scattering
- Integrated cross section precision 3% statistical, 10% systematic uncertainties
- Single- and double differential cross sections measured in several observables
- Potential to constrain future DPDF fits or do other detailed QCD studies. Example: α_s fit

Backup

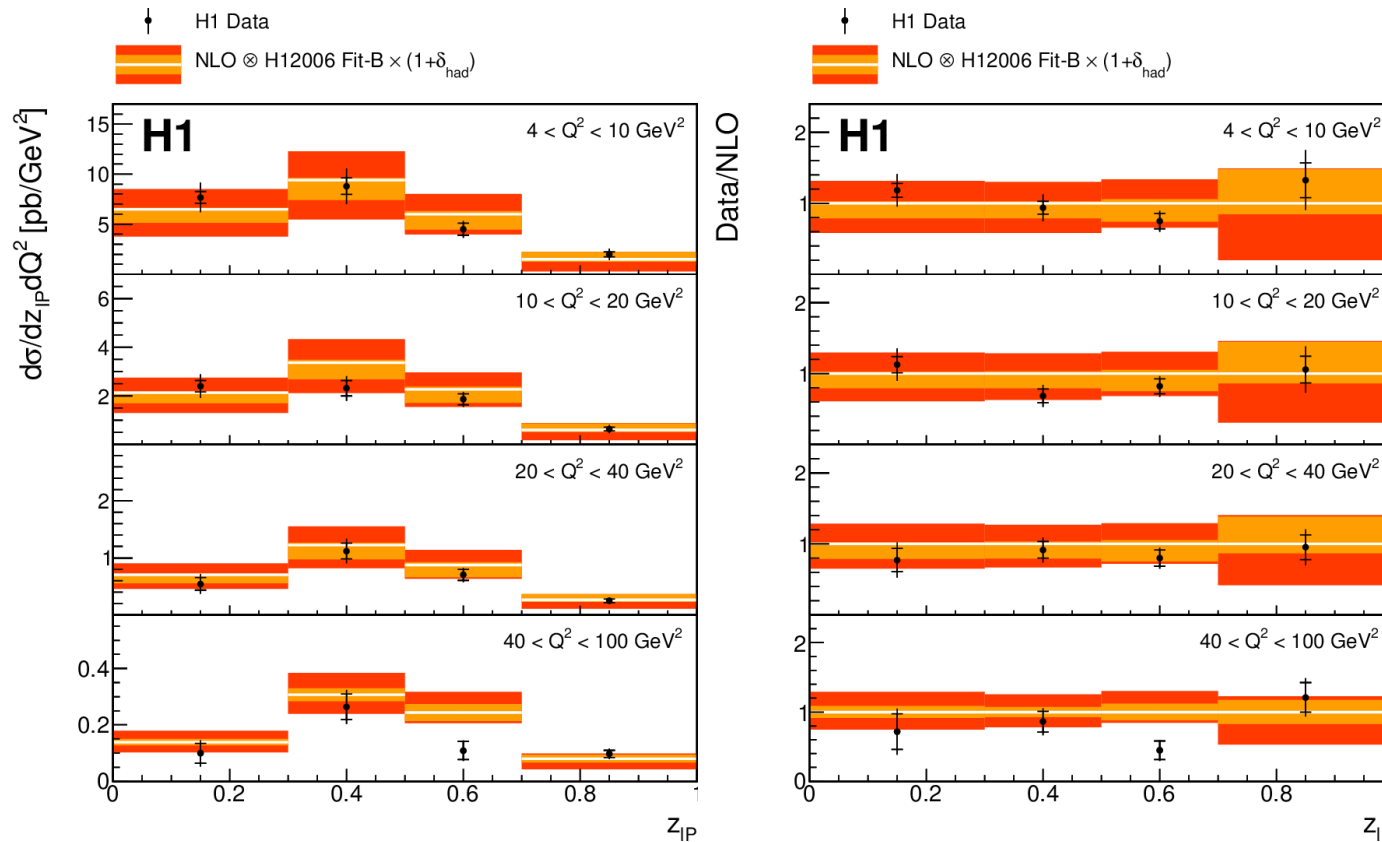
Single-differential cross sections (4)



- NLO prediction:
NLOJET++
 \otimes H12006 Fit-B
- Orange: DPDF uncertainty
- Red: total uncertainty

- Leading and subleading jet momenta

Double-differential: Q^2 and z_{IP}



- NLO prediction: NLOJET++ \otimes H12006 Fit-B
- Orange: DPDF uncertainty
- Red: total uncertainty

- Dependency on Q^2 and z_{IP} measured: possible input for a new DPDF fit