

# Determination of EW Parameters Using H1 Data



Zhiqing ZHANG  
on behalf of the H1 Collaboration

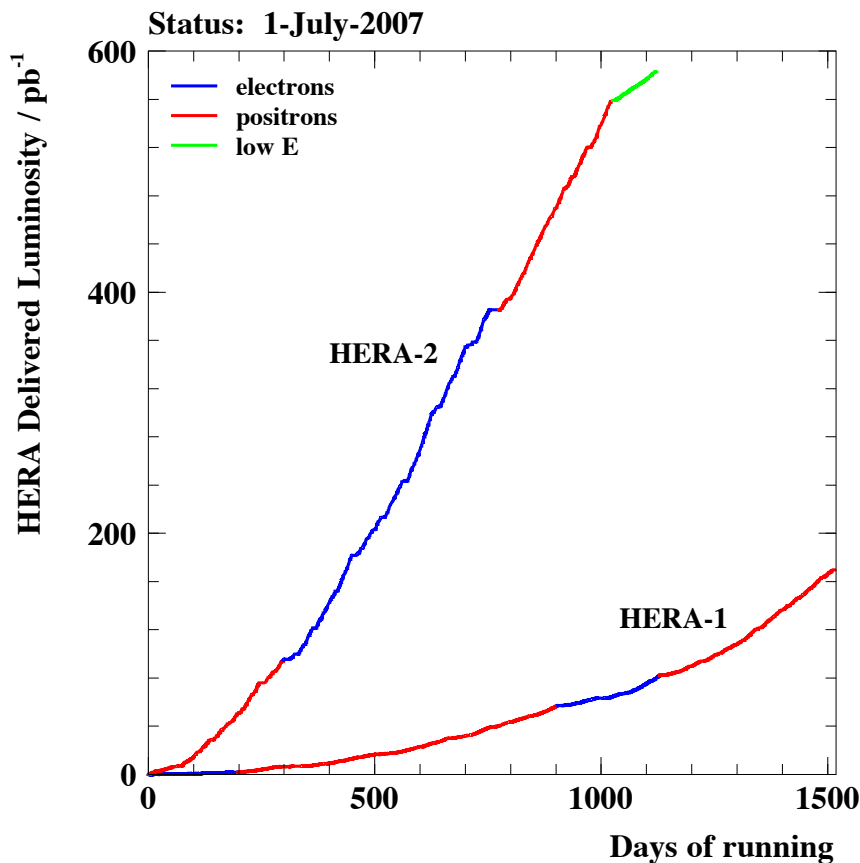


## Outline

- Introduction
- Analysis strategy
- Results
- Summary

# Introduction

ep collider, HERA, used to be the largest electron microscope  
A large number of precisely measured inclusive cross sections  
These are primary inputs for all modern PDF sets



## HERA-I (1992-2000):

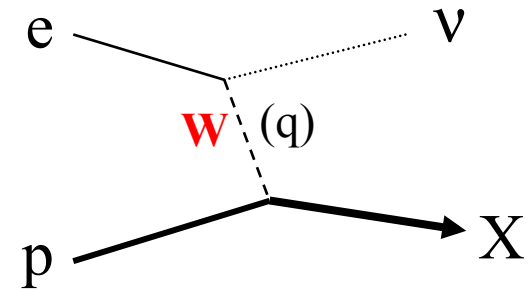
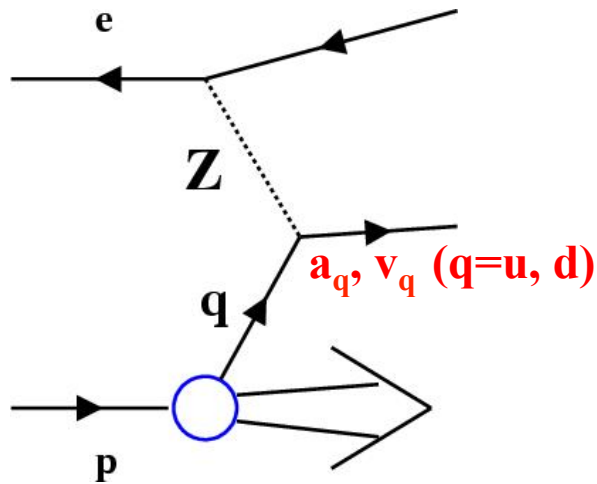
- First EW analysis by H1

## HERA-II (2003-2007):

- Increased lumi (x10 e<sup>-</sup>, x2 e<sup>+</sup>)
- Longitudinally polarised e<sup>±</sup>

This talk reports refined and extended new EW analyses using all HERA-I & -II data

# Neutral and Charged Current DIS Interactions



Sensitive to EW parameters  
(e.g. light quark couplings & W  
boson mass) in space-like regime

$$a_q \equiv g_A^q, v_q \equiv g_V^q$$

## Event kinematics:

$Q^2 = -q^2$ : Boson virtuality

$x$ : Momentum fraction  
of struck partons

$y = Q^2/(sx)$ : Inelasticity

$\sqrt{s}$ : Centre-of-mass energy

# Unpolarised HERA-I NC Data

$$\frac{d^2\sigma_{\text{NC}}^{\pm}}{dx dQ^2} \sim Y_+ \tilde{F}_2 \mp Y_- x \tilde{F}_3$$

$g_V^e \sim 0$  → some of the terms are negligible

$$\tilde{F}_2 = F_2 - g_V^e \kappa_Z F_2^{\gamma Z} + (g_V^e g_V^e + g_A^e g_A^e) \kappa_Z^2 F_2^Z$$

$$x \tilde{F}_3 = -g_A^e \kappa_Z x F_3^{\gamma Z} + 2g_V^e g_A^e \kappa_Z^2 x F_3^Z$$

$$F_2^Z = x \sum_q (g_V^q g_V^q + g_A^q g_A^q) \{q + \bar{q}\}$$

$$x F_3^{\gamma Z} = 2x \sum_q Q_q g_A^q \{q - \bar{q}\}$$

$$Y_{\pm} = 1 \pm (1 - y)^2$$

$$\kappa_Z = \frac{Q^2}{Q^2 + m_Z^2} \frac{G_F m_Z^2}{2\sqrt{2}\pi\alpha}$$

$$g_A^f = \sqrt{\rho_{\text{NC}}} I_{L,f}^3$$

$$g_V^f = \sqrt{\rho_{\text{NC}}} (I_{L,f}^3 - 2Q_f \kappa_{\text{NC},q} \sin^2 \theta_W)$$

In on-shell scheme:

$$\sin^2 \theta_W = 1 - \frac{m_W^2}{m_Z^2}$$

$$G_F = \frac{\pi\alpha}{\sqrt{2}m_W^2} \left[ 1 - \frac{m_W^2}{m_Z^2} \right]^{-1} (1 + \Delta r)$$

$$\Delta r = \Delta r(\alpha, m_W, m_Z, m_t, m_h, \dots)$$

# Polarised HERA-II NC Data

$$\frac{d^2\sigma_{\text{NC}}^{\pm}}{dx dQ^2} \sim Y_+ \tilde{F}_2 \mp Y_- x \tilde{F}_3$$

$$\begin{aligned}\tilde{F}_2 &\simeq F_2 - P_e g_A^e \kappa_Z F_2^{\gamma Z} + (g_V^e g_V^e + g_A^e g_A^e) \kappa_Z^2 F_2^Z \\ x \tilde{F}_3 &\simeq -g_A^e \kappa_Z x F_3^{\gamma Z} + P_e g_A^e g_A^e \kappa_Z^2 x F_3^Z\end{aligned}$$

$$F_2^{\gamma Z} = 2x \sum_q Q_q g_V^q \{q + \bar{q}\}$$

$$x F_3^Z = 2x \sum_q g_V^q g_A^q \{q - \bar{q}\}$$

Longitudinal polarised lepton beams at HERA-II introduces additional terms

$P_e$ : the degree of the longitudinal polarisation

Terms containing  $g_V^e$  have been neglected

# HERA-I and II CC Data

$$\frac{d^2\sigma_{\text{CC}}^{\pm}}{dx dQ^2} \simeq (1 \pm P_e) \frac{G_F^2}{4\pi x} \left[ \frac{m_W^2}{m_W^2 + Q^2} \right]^2 (Y_+ W_2^{\pm} \mp Y_- x W_3^{\pm})$$

$$W_2^- = x (\rho_{\text{CC},eq}^2 U + \rho_{\text{CC},e\bar{q}}^2 \bar{D})$$

$$x W_3^- = x (\rho_{\text{CC},eq}^2 U - \rho_{\text{CC},e\bar{q}}^2 \bar{D})$$

$$U = u + c$$

$$\bar{D} = \bar{d} + \bar{s}$$

# Used Data Sets

	Data set	$Q^2$ -range [GeV <sup>2</sup> ]	$\sqrt{s}$ [GeV]	$\mathcal{L}$ [pb <sup>-1</sup> ]	No. of data points	Polarisation [%]
HERA-I	1 $e^+$ combined low- $Q^2$	(0.5) 8.5 – 150	301,319	20, 22, 97.6	94 (262)	–
	2 $e^+$ combined low- $E_p$	(1.5) 8.5 – 90	225,252	12.2, 5.9	132 (136)	–
	3 $e^+$ NC 94–97	150 – 30 000	301	35.6	130	–
	4 $e^+$ CC 94–97	300 – 15 000	301	35.6	25	–
	5 $e^-$ NC 98–99	150 – 30 000	319	16.4	126	–
	6 $e^-$ CC 98–99	300 – 15 000	319	16.4	28	–
	7 $e^-$ NC 98–99 high-y	100 – 800	319	16.4	13	–
	8 $e^+$ NC 99–00	150 – 30 000	319	65.2	147	–
	9 $e^+$ CC 99–00	300 – 15 000	319	65.2	28	–
HERA-II	10 $e^+$ NC L HERA-II	120 – 30 000	319	80.7	137	$-37.0 \pm 1.0$
	11 $e^+$ CC L HERA-II	300 – 15 000	319	80.7	28	$-37.0 \pm 1.0$
	12 $e^+$ NC R HERA-II	120 – 30 000	319	101.3	138	$+32.5 \pm 0.7$
	13 $e^+$ CC R HERA-II	300 – 15 000	319	101.3	29	$+32.5 \pm 0.7$
	14 $e^-$ NC L HERA-II	120 – 50 000	319	104.4	139	$-25.8 \pm 0.7$
	15 $e^-$ CC L HERA-II	300 – 30 000	319	104.4	29	$-25.8 \pm 0.7$
	16 $e^-$ NC R HERA-II	120 – 30 000	319	47.3	138	$+36.0 \pm 0.7$
	17 $e^-$ CC R HERA-II	300 – 15 000	319	47.3	28	$+36.0 \pm 0.7$
	18 $e^+$ NC HERA-II high-y	60 – 800	319	182.0	11	–
	19 $e^-$ NC HERA-II high-y	60 – 800	319	151.7	11	–

For the first 2 data sets, only data above 8.5 GeV<sup>2</sup> are included

# Fit Strategy

- EW parameters fitted together with PDFs
  - so that their correlation is properly taken into account
  - the uncertainty of the EW parameters is not underestimated

- Fits performed with log-normal based likelihood function

$$\chi^2 = \sum_{ij} \log \frac{d_i}{\tilde{\sigma}_i} V_{ij}^{-1} \log \frac{d_j}{\tilde{\sigma}_j}$$

Correlation in data (d) taken into account in covariance matrix (V)

- Goodness of the fit (e.g. the PDF alone fit)
  - $\chi^2/\text{ndof}$ :  $1435/(1415-17)=1.03$



# Fit Strategy

- 5 sets of PDFs parameterised at starting scale  $Q_0^2=1.9 \text{ GeV}^2$

$$xg(x) = A_g x^{B_g} (1-x)^{C_g} - A'_g x^{B'_g} (1-x)^{C'_g},$$

$$xu_v(x) = A_{u_v} x^{B_{u_v}} (1-x)^{C_{u_v}} (1 + E_{u_v} x^2),$$

$$xd_v(x) = A_{d_v} x^{B_{d_v}} (1-x)^{C_{d_v}},$$

$$x\bar{U}(x) = A_{\bar{U}} x^{B_{\bar{U}}} (1-x)^{C_{\bar{U}}},$$

$$x\bar{D}(x) = A_{\bar{D}} x^{B_{\bar{D}}} (1-x)^{C_{\bar{D}}}$$

Momentum sum rule and quark counting rules applied to constrain

$A_g, A_{u_v}, A_{d_v}$  ( $C'_g$  fixed to 25)

Other constraints applied:  $A_{\bar{U}} = A_{\bar{D}}, B_{\bar{U}} = B_{\bar{D}}$

- DGLAP evolution & cross section calculations in NNLO QCD and in NLO EW

# Determination of W Boson Mass

Determination performed in on-shell scheme:

$$M_W = 80.407 \pm 0.118(\text{exp, PDF-fit}) \pm 0.005(M_Z, m_t, m_h) \text{ GeV}$$

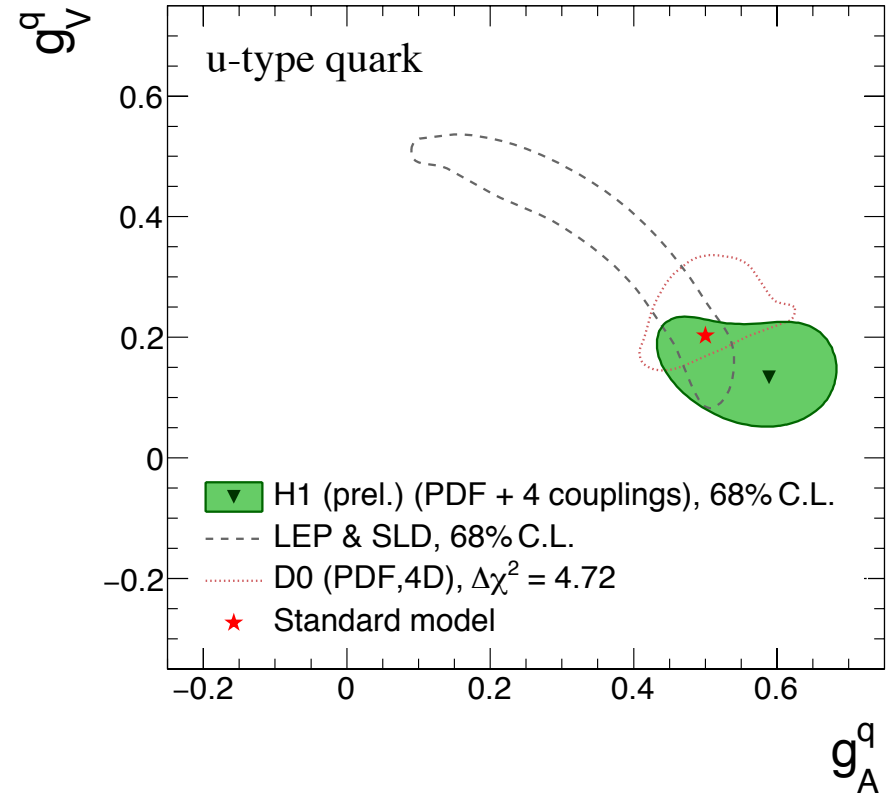
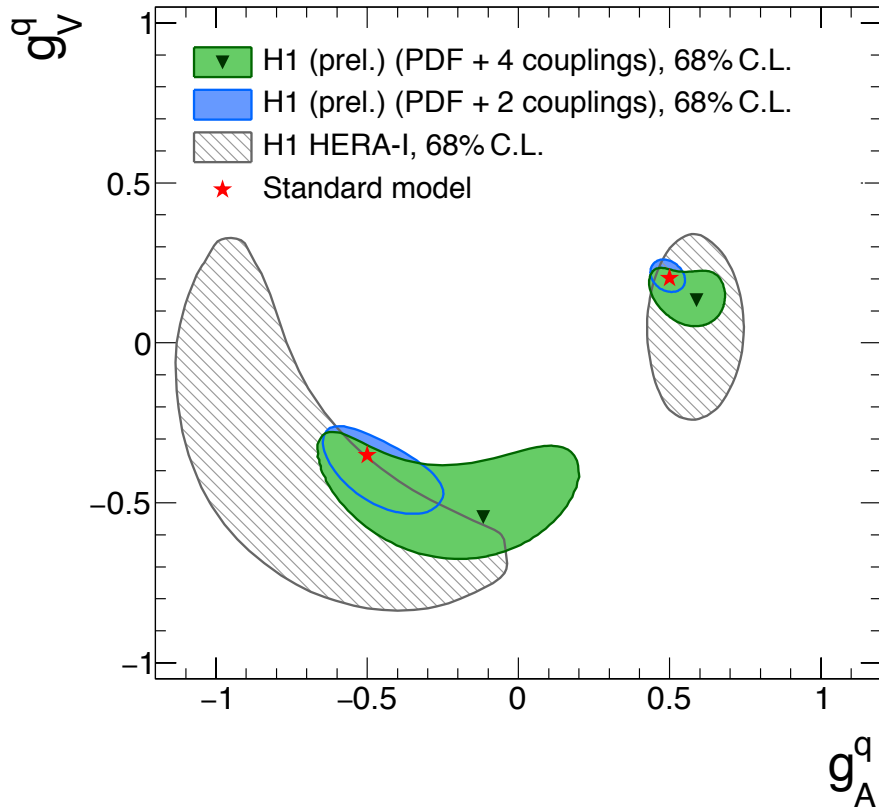
to be compared with HERA-I result:

$$M_W = 80.786 \pm 0.205(\text{exp})_{-0.098}^{+0.063}(\text{th}) \text{ GeV}$$

⇒ A factor ~2 improvement!

- The dominant sensitivity (~120 MeV) comes from the normalisation of the *CC* cross sections
- The quark and electron couplings to Z boson in the *NC* cross sections provides additional sensitivity of ~225 MeV
- The *W* propagator term in *CC* cross sections provides a sensitivity of ~800 MeV

# Light Quark Couplings to Z Boson



- Significant improvement over HERA-I determination
- 2 coupling fit is more precise due to the reduced correlation
- The results are competitive with other determinations

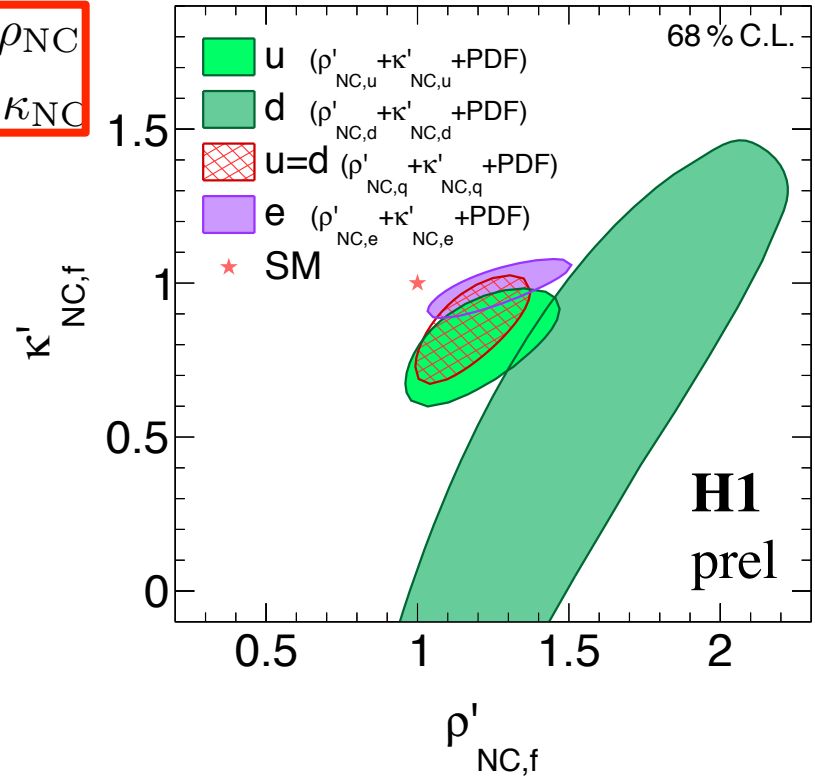
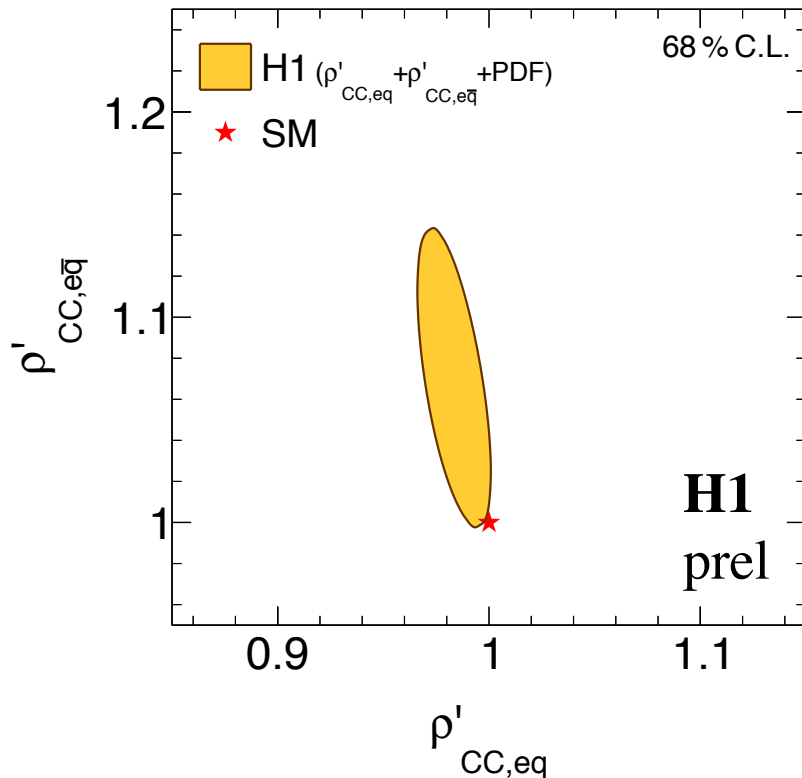
# Study BSM NC & CC Form Factors

- 4 fits for NC form factors
  - 1 fit for CC form factors
- (all other parameters are set to their SM values)

$$\rho_{\text{NC}} \rightarrow \rho'_{\text{NC}} \rho_{\text{NC}}$$

$$\kappa_{\text{NC}} \rightarrow \kappa'_{\text{NC}} \kappa_{\text{NC}}$$

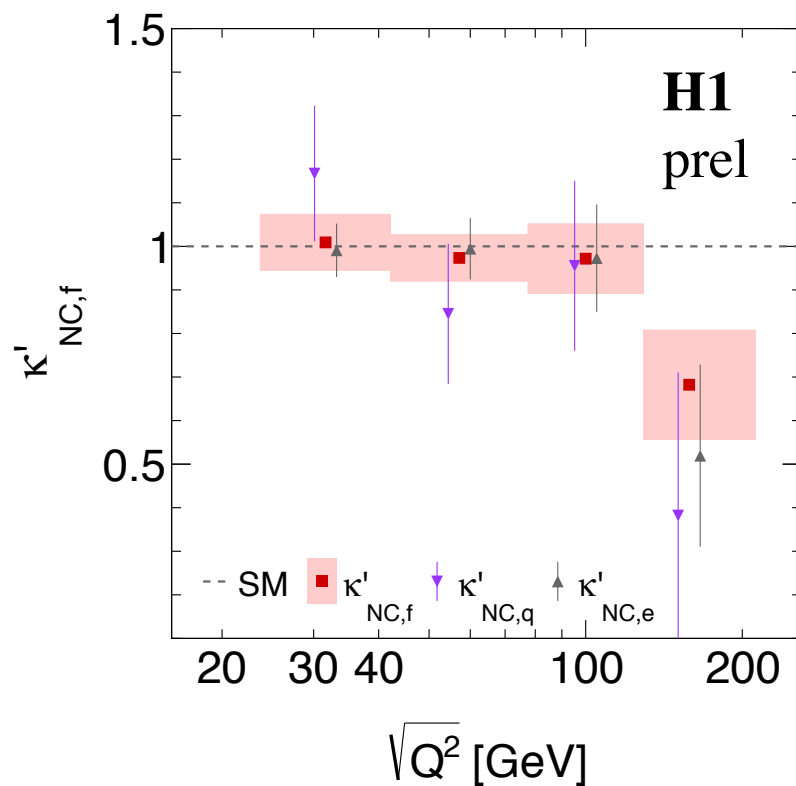
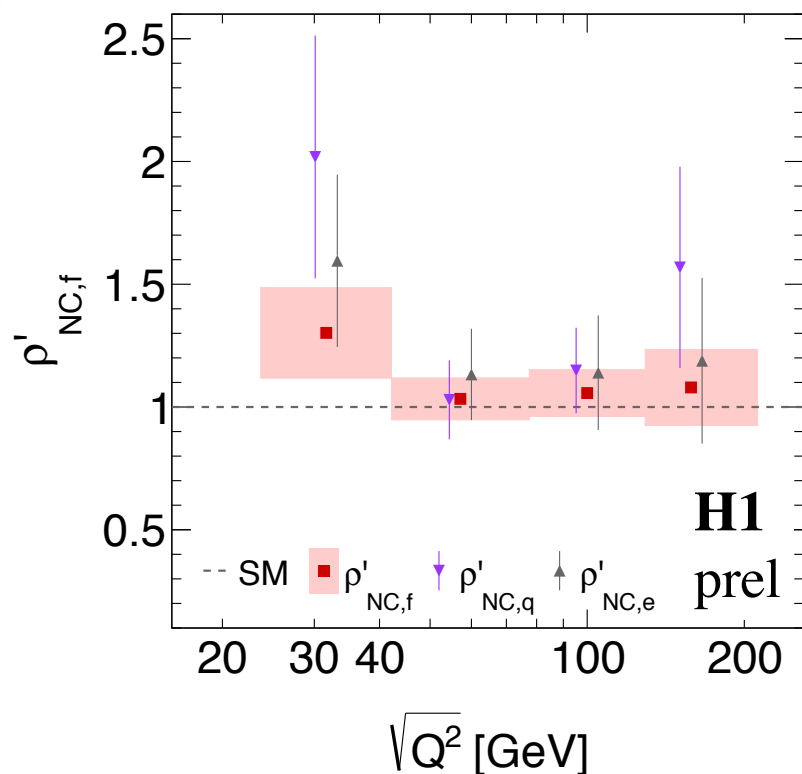
$$\rho_{\text{CC}} \rightarrow \rho'_{\text{CC}} \rho_{\text{CC}}$$



- Best constraint for CC form factors, NC form factors for d-type quark less constrained
- No significant deviations from SM

# Scale Dependence of BSM NC Form Factors

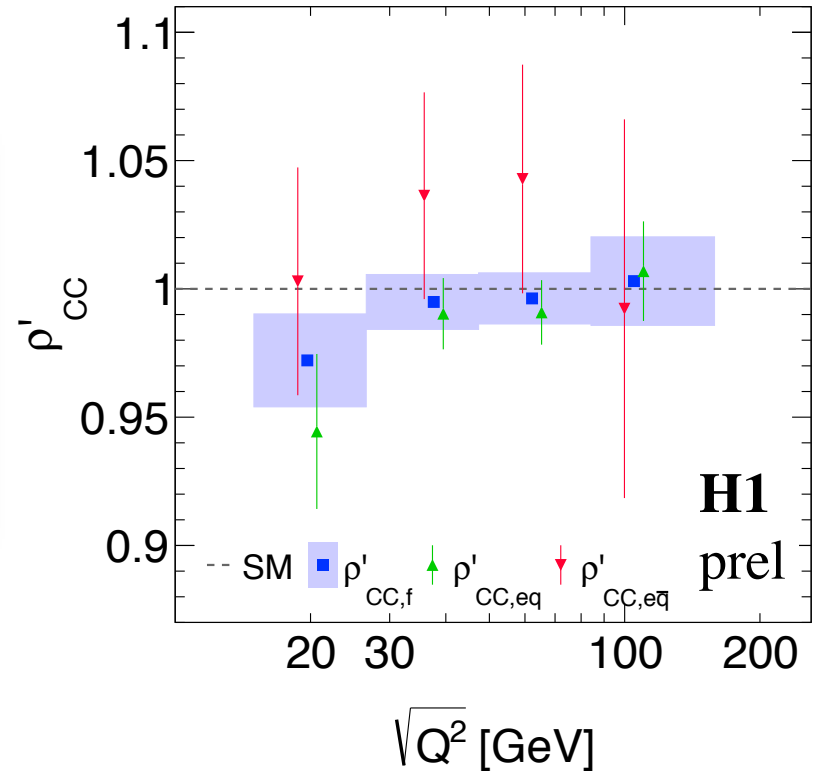
1. Fit quark form factors + PDFs only (set other parameters to their SM values)
2. Fit e form factors + PDFs only
3. Fit common fermion (e and quark) form factors + PDFs



➤ No significant scale dependence and deviation from SM

# Scale Dependence of BSM CC Form Factor

1. Fit up-type form factors + PDFs
  2. Fit down-type form factors + PDFs
  3. Fit common quark form factors + PDFs
- (all other parameters are set to their SM values)



- First scale dependence study for CC
- No significant scale dependence and deviation from SM

# Summary

- All HERA-I and HERA-II H1 data used to determine EW parameters together with PDFs
  - Precision wrt to HERA-I results improved by a factor of  $\sim 2$
  - Thanks to the longitudinal polarised leptons beams and increased statistics precision of HERA-II high  $Q^2$  data
  
- The light quark couplings to Z boson are competitive to other determinations
  - Complementary test between space-like and time-like regimes
  
- BSM-like form factors and their scale dependence studied
  - First such study for CC
  - Within the uncertainties, no significant deviations from SM